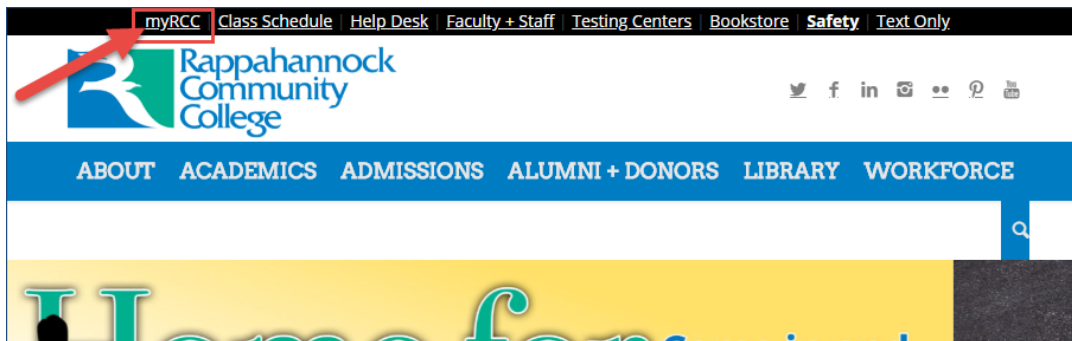


## Login to Navigate Student

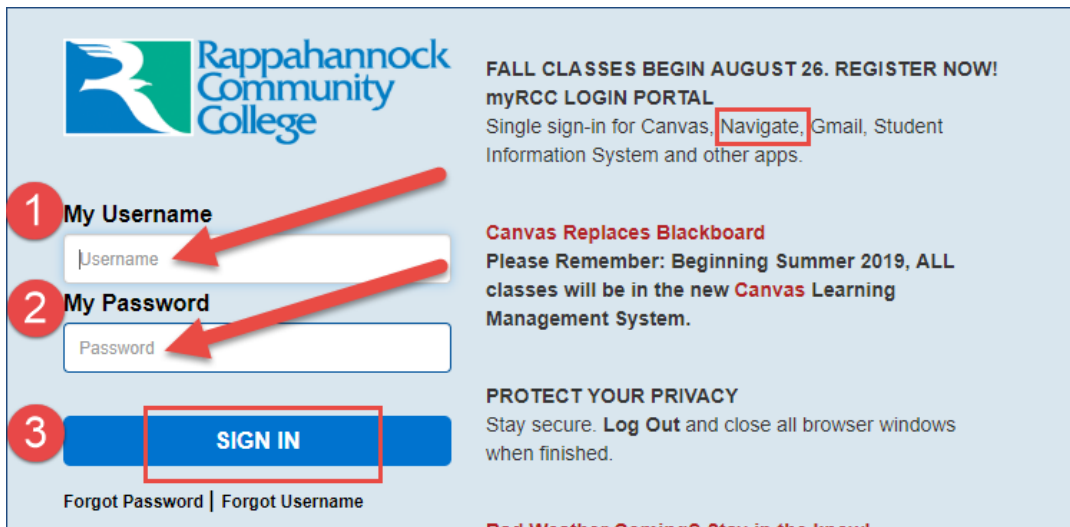
**Navigate**, the new student portal to help set the course at RCC. Navigate offers a student onboarding process with key steps, start dates, and due dates to assist with getting started the first semester and each semester thereafter. Navigate will help you stay on track to completion!

Login to **myRCC** using Google Chrome or Firefox browser. *Note: Internet Explorer is not optimized for Navigate and you will get an Oops message.*

From any RCC webpage click on myRCC on the black bar at the top of the page.



Enter your username & password, then click the blue sign in button. If you can't remember your password, click the Forgot Password link under the sign in button.



**1 My Username**

**2 My Password**

**3 SIGN IN**


Forgot Password | Forgot Username

**FALL CLASSES BEGIN AUGUST 26. REGISTER NOW!**  
**myRCC LOGIN PORTAL**  
 Single sign-in for Canvas, **Navigate**, Gmail, Student Information System and other apps.

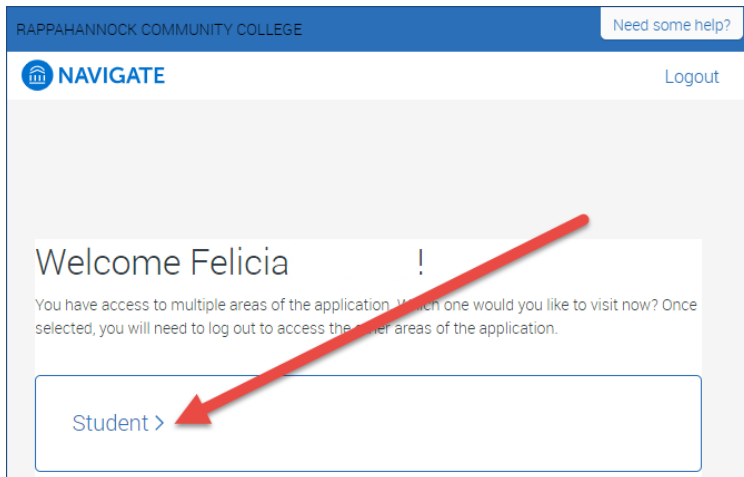
**Canvas Replaces Blackboard**  
**Please Remember: Beginning Summer 2019, ALL classes will be in the new Canvas Learning Management System.**

**PROTECT YOUR PRIVACY**  
 Stay secure. **Log Out** and close all browser windows when finished.

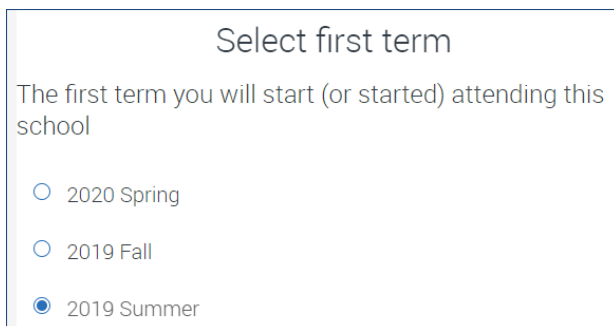
Click the Navigate Student icon button.



You will see the Welcome page with your name. Click the Student box.



Click the radio button next to term you will start at RCC.



This will bring you to your Navigate home page. You should review the Navigate menu to the left side of the page. There are links to To-Dos, Appointments, Resources, My major, and Settings.